

Low Dose Naltrexone & Disability Survey Results 157 answers

This is a survey 157 users of Low Dose Naltrexone (LDN) for MS, who have been on it for at least 3 months. The survey assesses disability, using the Kurtzke Expanded Disability Status Scale (EDSS). The rating is from self assessment or a doctor.

This is a preliminary presentation of results. Further information collected such as length of diagnosis and duration of LDN treatment will be analyzed and presented shortly.

What is your gender?

Female 94 (60.26%)
Male 62 (39.74%)

What mg dose are you taking?

Less than 2.0 mg 1 (0.64%)
2.0 - 2.9 mg 5 (3.21%)
3.0 - 4.4 mg 52 (33.33%)
4.5 mg 84 (53.85%)
More than 4.5 mg 8 (5.13%)
Variable dose pattern 6 (3.85%)












Disease progression since starting LDN?

Too soon to tell 34 (21.79%)
Better than before LDN 59 (37.82%)
Progression has stopped 55 (35.26%)
Progression has worsened 8 (5.13%)

How many relapses since starting LDN?





0 135 (86.54%)
1 16 (10.26%)
2 3 (1.92%)
3 1 (0.64%)
4 or more 1 (0.64%)

EDSS Score	Before LDN	After LDN
0.0	4 (2.56%)	9 (5.77%)
1.0	9 (5.77%)	20 (12.82%)
1.5	17 (10.90%)	15 (9.62%)
2.0	11 (7.05%)	15 (9.62%)
2.5	9 (5.77%)	11 (7.05%)
3.0	7 (4.49%)	7 (4.49%)
3.5	5 (3.21%)	12 (7.69%)
4.0	8 (5.13%)	3 (1.92%)
4.5	2 (1.28%)	1 (0.64%)
5.0	1 (0.64%)	7 (4.49%)
5.5	10 (6.41%)	8 (5.13%)
6.0	13 (8.33%)	8 (5.13%)
6.5	28 (17.95%)	5 (3.21%)





7.0	 4 (2.56%)	 3 (1.92%)
7.5	 8 (5.13%)	 3 (1.92%)
8.0	 2 (1.28%)	 2 (1.28%)
8.5	0 (0.00%)	 1 (0.64%)
9.0	 1 (0.64%)	 1 (0.64%)
9.5	0 (0.00%)	0 (0.00%)
Average	7.3	5.9
Don't Know	 17 (10.90%)	 17 (10.90%)

The change in average EDSS is the difference between using a wheelchair and walking with a cane. Details on [EDSS definitions](#).

MS diagnosis when you started LDN?

Relapsing Remitting	 80 (51.28%)
Secondary Progressive	 43 (27.56%)
Progressive	 17 (10.90%)
Don't know	 16 (10.26%)

MS diagnosis as of today?

Relapsing Remitting	 70 (44.87%)
Secondary Progressive	 38 (24.36%)
Progressive	 16 (10.26%)
Don't know	 32 (20.51%)

© 2005 LDNers.org. All rights reserved.